

























Fixation Screw Selection

Fixation Screw	Used with	
1000-01 	 <p>Straight, Contoured, Angled, Gold Abutments: ScrewPlant, ScrewPlus, Legacy,</p> <p>Gold, Plastic and Titanium overdenture components :ScrewIndirect Implant,</p>	
1000-02 	 <p>Transfers : (Except 3.5mmD) RePlant, RePlus, ReActive</p> <p>Abutments: (Except 3.5mmD) RePlant, RePlus, ReActive</p>	
1000-03 	 <p>Transfers: 3.5mmD RePlant, RePlus, ReActive</p> <p>Abutments: 3.5mmD RePlant, RePlus, ReActive</p>	
1000-05 	 <p>All Copings which connect directly to Overdenture Abutments: ScrewPlant, ScrewPlus, RePlant, RePlus, ReActive, Legacy. This screw is also used when attaching components to the ScrewIndirect Implant Extender.</p>	
1000-06 	 <p>Implant Fixture Mounts: ScrewPlant, ScrewPlus</p> <p>Transfers :ScrewPlant, ScrewPlus, Legacy</p> <p>This screw is also supplied with the closed-tray transfer [4000-63] used on the ScrewIndirect Implant</p>	
1000-07 	 <p>Implant Fixture Mounts: (Except 3.5mmD) RePlus, ReActive</p>	

Fixation Screw	Used with	
1000-08 	 <p data-bbox="821 201 1458 268">Implant Fixture Mounts: (3.5mmD) RePlus, ReActive</p>	
1000-10 	 <p data-bbox="760 464 1523 646">Long fixation screw for Screw Plant, ScrewPlus and Legacy components. Can be used to create an open-tray transfer with Fixture mount or closed-tray transfer used as a waxing screw for Implant level Gold abutments</p> <p data-bbox="764 653 1523 720">This screw is also supplied with the open-tray transfer [4000-62] used on the ScrewIndirect Implant</p>	
1000-11 	 <p data-bbox="760 783 1523 930">Long fixation screw for RePlant, RePlus and ReActive (Except 3.5mmD) prosthetic components. Can be used to create an open-tray transfer with Fixture mount or closed-tray transfer</p> <p data-bbox="849 936 1433 1003">Used as a waxing screw for Implant level Gold Abutments</p>	
1000-12 	 <p data-bbox="760 1119 1523 1266">Long fixation screw for 3.5mmD RePlant, RePlus and ReActive prosthetic components. Can be used to create an open-tray transfer with Fixture mount or closed-tray transfer</p> <p data-bbox="849 1272 1433 1339">Used as a waxing screw for Implant level Gold Abutments</p>	
1000-14 	 <p data-bbox="881 1461 1401 1535">Included with Overdenture Abutment open-tray transfer [1000-62]</p> <p data-bbox="784 1577 1498 1650">Can be used as a waxing screw with Overdenture Abutment Copings [eg.1000-66 & 1000-67]</p>	
1000-15 	 <p data-bbox="881 1713 1401 1787">Included with Overdenture Abutment closed-tray transfer [1000-63]</p>	

27030 Malibu Hills Road, Calabasas Hills, CA 91301

Phone: 818.444.333 opt2: 888-NIZNICK (649-6425) Fax: 818.444.3400

www.implantdirect.com